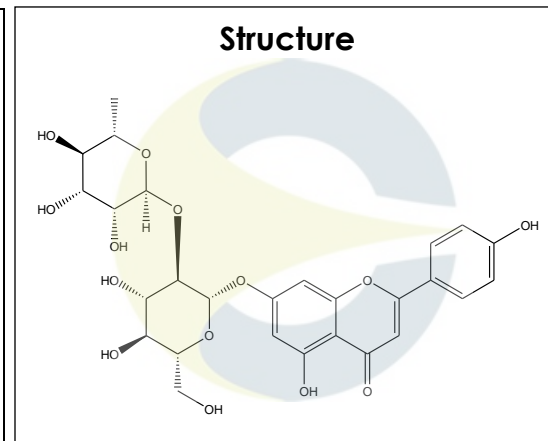


Certificate of Analysis

For Laboratory Use Only

PRODUCT NAME	Rhoifolin
PART NUMBER	00018280
STANDARD TYPE	Analytical Standard (AS)
LOT NUMBER	00018280-01C
REPORT NUMBER	CDXA-RSS-9385-00
SAMPLE NUMBER	CDXP-21-00351
DATE OF SAMPLE	05/18/2021
DATE OF REPORT	06/16/2021



CHEMICAL NAMES	7-[[2-O-(6-deoxy- α -L-mannopyranosyl)- β -D-glucopyranosyl]oxy]-5-hydroxy-2-(4-hydroxyphenyl)-4H-1-benzopyran-4-one; Apigenin-7-neohesperidoside; Rhoifolioside
CHEMICAL FORMULA	C ₂₇ H ₃₀ O ₁₄
MOLECULAR WEIGHT (MW)	578.52
CHEMICAL FAMILY	Flavonoids
CAS NUMBER	[17306-46-6]
EC#(EINECS)	241-335-4
RTECS	DJ2979510

ANALYTICAL RESULTS

TEST	METHOD	SPECIFICATION	RESULT
HPLC	0.700.10.2.METH22	$\geq 75\%$	98.2%
Mass Spectrum	0.700.12.27	Conforms	Conforms
Appearance	NA	NA	Yellow powder

STORAGE CONDITIONS

STORAGE	Room Temperature in a dry place.
EXPIRATION DATE	05/2026 under the above conditions.

This document is the property of ChromaDex, Inc. and/or its relevant affiliates and contains confidential and proprietary material for the sole use of the intended recipient(s). Any review, use, distribution or disclosure by or to others is strictly prohibited.

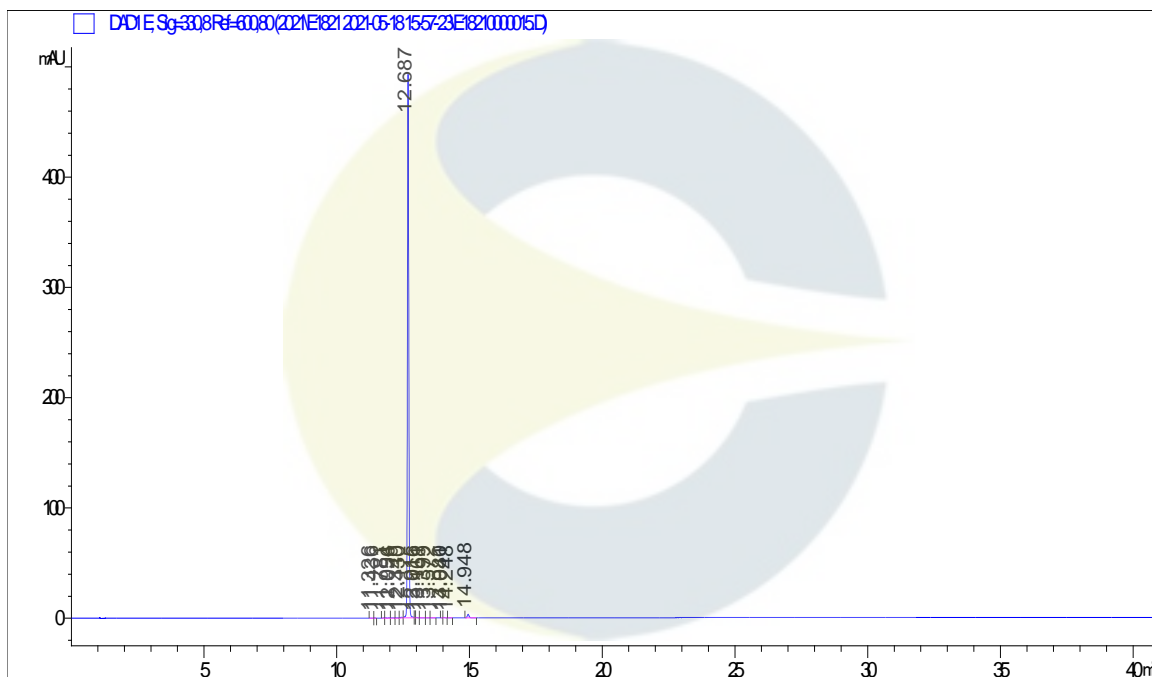
Certificate of Analysis

For Laboratory Use Only

ANALYTICAL CONDITIONS

INSTRUMENT	AGILENT 1260 HPLC UV-VIS (DAD); AB-SCIEX 6600 TRIPLE TOF
COLUMN	Phenomenex Luna C18(2) 150 x 2.00 mm, 5 µm particle size
MOBILE PHASE	A - 0.1% Trifluoroacetic acid in Ultrapure water, B - Acetonitrile; Isocratic 5% B for 5 minutes, then increasing to 95% B over 20 minutes. Hold at 95% B for 15 minutes.
COLUMN TEMP.	60 °C
FLOW RATE	0.4 mL/minute
INJECTION VOL.	0.4 µL
INJECTION CONC.	1.0 mg/mL in Methanol
DETECTION	330 ± 4 nm

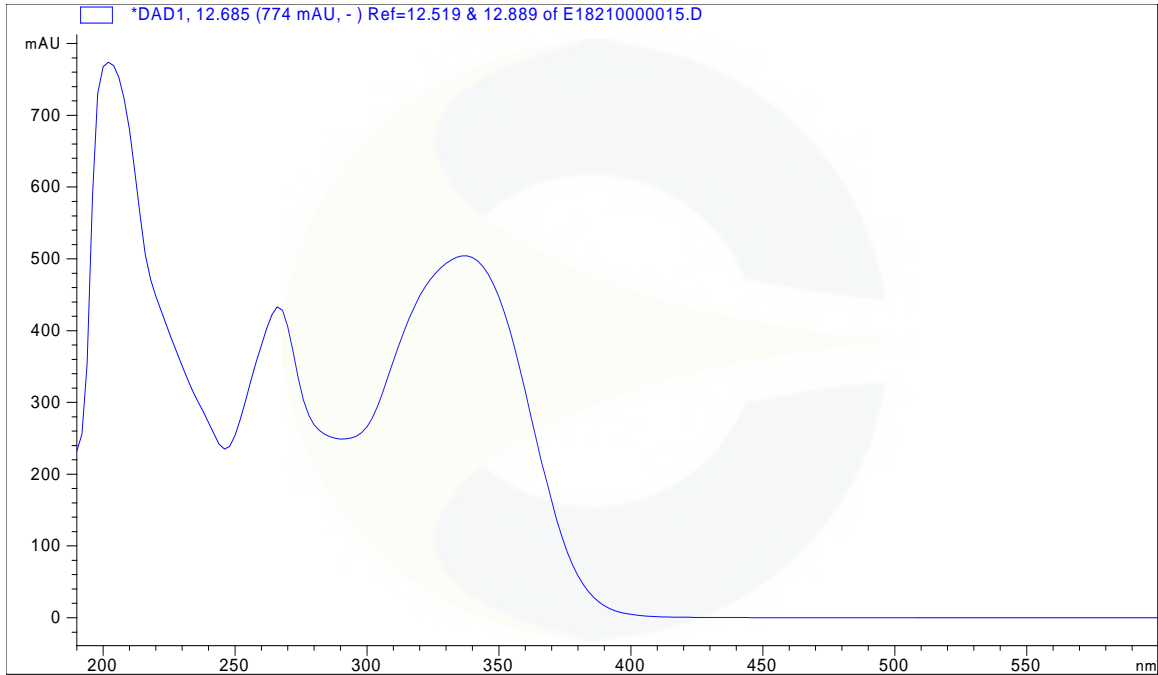
HPLC CHROMATOGRAM OF RHOIFOLIN (CDXP-21-00351)



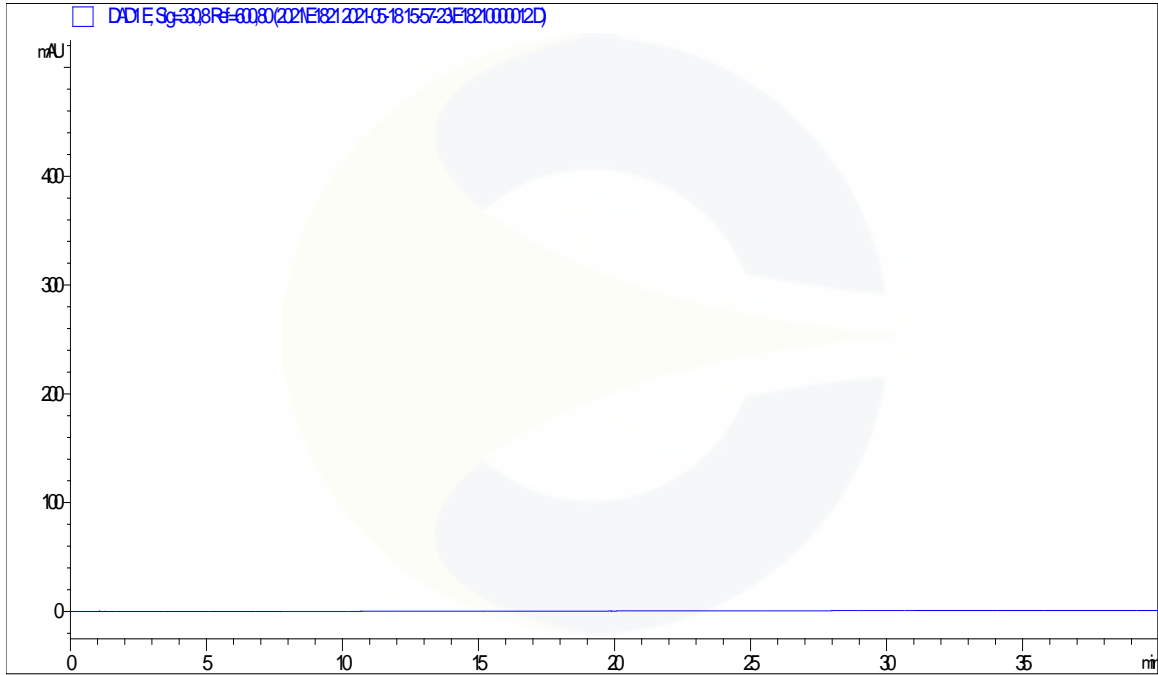
This document is the property of ChromaDex, Inc. and/or its relevant affiliates and contains confidential and proprietary material for the sole use of the intended recipient(s). Any review, use, distribution or disclosure by or to others is strictly prohibited.

Certificate of Analysis For Laboratory Use Only

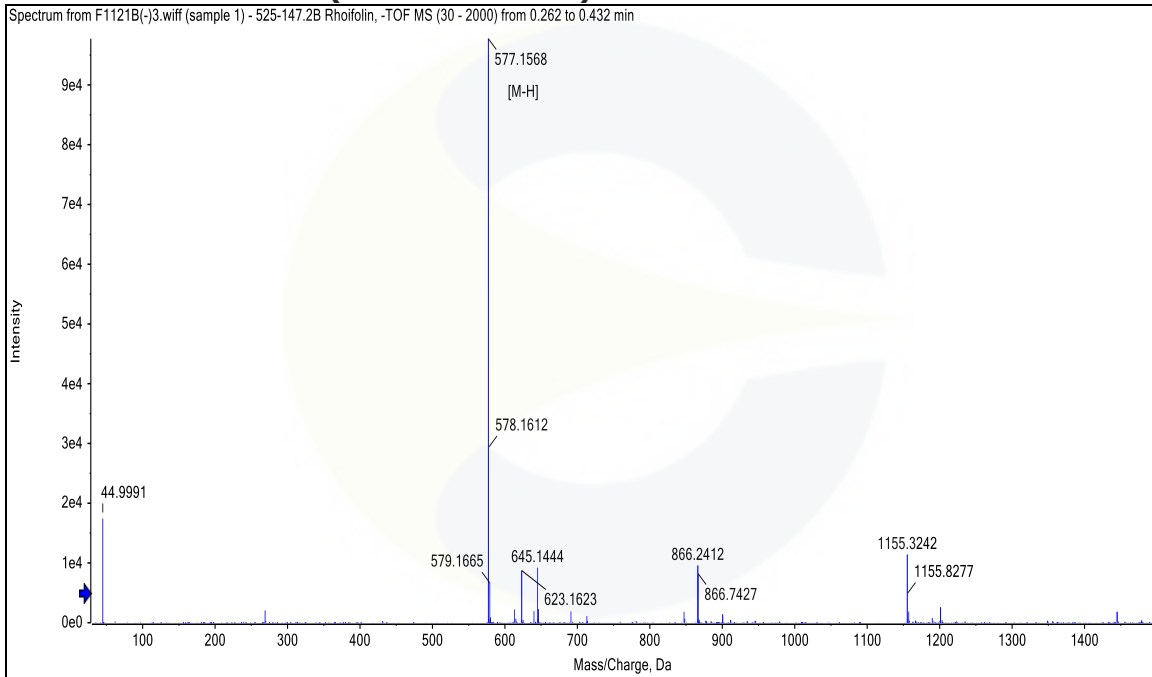
UV SPECTRUM AT 12.7 MINUTES



HPLC CHROMATOGRAM OF DILUENT BLANK



This document is the property of ChromaDex, Inc. and/or its relevant affiliates and contains confidential and proprietary material for the sole use of the intended recipient(s). Any review, use, distribution or disclosure by or to others is strictly prohibited.

MASS SPECTRUM OF RHOIFOLIN (CDXP-21-00351)

REVISION HISTORY

<u>Revision History</u>	<u>Date of Revision</u>	<u>Document/Changes</u>
00	06/16/2021	New report

This document is the property of ChromaDex, Inc. and/or its relevant affiliates and contains confidential and proprietary material for the sole use of the intended recipient(s). Any review, use, distribution or disclosure by or to others is strictly prohibited.