


	Document ID:	TDS-S-FBS-US-085	Version:	005
	Date of Issue:	21-DEC-2021	Approved by:	Dr. Iman Kamranfar
	Review Date:	10-JAN-2023	Signature:	
	Title:	<b>TECHNICAL DATA SHEET</b>		

**SPECIMEN**

<b>Product Name</b>	Foetal Bovine Serum		
<b>Filtration/Treatment</b>	Tetracycline Free		
<b>Origin</b>	United States		
<b>Product Codes</b>	S-FBS-US-085		
<b>Shelf Life</b>	5 Years from DOM		
<b>Storage Temperature</b>	<-15°C		
<b>Shipping Temperature</b>	dry ice		
<b>Physical and Chemical Analysis</b>	<b>Method</b>	<b>Specifications</b>	<b>Units</b>
Identity	Internally Validated	Bovine	n/a
Appearance	Visual	Clear yellow-amber	n/a
Specific Gravity	Mass Balance	> 1.01	g/ml
pH	Electronic pH Meter	6.8 - 8.2	n/a
Osmolality	Osmometer	260 - 340	mOsm/kg
Endotoxin	LAL Kinetic	< 10	EU/ml
Free Hemoglobin	Colorimetric	< 25	mg/dl
<b>Protein Profile</b>			
Total Protein	IDEXX Catalyst One	3.0 - 4.5	g/dl
Albumin	IDEXX Catalyst One	1.4 - 3.4	g/dl
Globulin	IDEXX Catalyst One	0.4 - 2.4	g/dl
IgG	ELISA	< 400	µg/ml
Electrophoretic Pattern	Capillary Electrophoresis	Normal	n/a
<b>Sterility</b>			
Sterility	Internally Validated	Pass	
Mycoplasma	qPCR	Not detected	n/a
<b>Antibiotic Testing</b>			
Tetracycline	IDEXX Snap Test	Not detected	n/a
Oxytetracycline	IDEXX Snap Test	Not detected	n/a
Chlortetracycline	IDEXX Snap Test	Not detected	n/a
<b>Virus Testing</b>			
BVDV/BHV-1/PI-3 (CPE)	Cell Culture	Not detected	n/a
Rabies Virus	qPCR	Not detected	n/a
Bluetongue Virus (BTV)	qPCR	Not detected	n/a
BRSV	qPCR	Not detected	n/a
Reo Virus	qPCR	Not detected	n/a
BAV	qPCR	Not detected	n/a
BoPV-1, -2	qPCR	Not detected	n/a
<b>Antibody Testing</b>			
BVDV - Antibody Type 1	Serum Neutralization Test (Cell Culture) or Detection of Antibodies (ELISA)	Test and report	n/a
BVDV - Antibody Type 2	Serum Neutralization Test (Cell Culture) or Detection of Antibodies (ELISA)	Test and report	n/a
BHV-1	Detection of Antibodies (ELISA)	Test and report	n/a
PI-3	Detection of Antibodies (ELISA)	Test and report	n/a



	Document ID:	TDS-S-FBS-US-085	Version:	005
	Date of Issue:	21-DEC-2021	Approved by:	Dr. Iman Kamranfar
	Review Date:	10-JAN-2023	Signature:	
	Title:	<b>TECHNICAL DATA SHEET</b>		

#### RECOMMENDED USE:

##### Storage

To effectively preserve the integrity of animal serum, it should be stored frozen and protected from light. The recommended storage temperature is <-15°C.

Multiple thaw/freeze cycles should be avoided, as they will accelerate the degradation of serum nutrients and can encourage the formation of insoluble precipitates. For this reason, serum should never be stored in “frost-free” freezers. These types of freezers periodically warm themselves to avoid internal ice deposits and are detrimental to the stability of frozen serum products.

##### Suggested Thawing Procedure

1. Remove the serum bottles from the freezer and allow them to adjust to room temperature for approximately 10 minutes.
2. Place each container in a 30 to 37 °C water bath or incubator. Excessive temperatures will degrade heat labile nutrients. If using a water bath, prevent the bottle caps from being submerged.
3. Gently agitate the bottles every 10 – 15 minutes until the serum is completely thawed.

##### Efficient and Effective Usage

After thawing, use the serum promptly. Liquid serum may be stored refrigerated (2 to 8 °C) up to four weeks. To avoid thaw/freeze cycles or long periods of refrigeration, it is recommended that any unused serum be immediately dispensed into small, useful aliquots and refrozen for future use.

**THIS PRODUCT IS NOT INTENDED FOR HUMAN OR ANIMAL CONSUMPTION OR THERAPEUTIC USE.**



India Contact:  
 Life Technologies (India) Pvt. Ltd.  
 306, Aggarwal City Mall, Opposite M2K Pitampura, Delhi – 110034 (INDIA). Ph: +91-11-42208000, 42208111, 42208222, Mobile: +91-9810521400, Fax: +91-11-42208444  
 Email: customerservice@lifetechindia.com Website: www.lifetechindia.com